




VENSYS ENERGY AG

**MORE ENERGY  
FOR OUR  
FUTURE**

[www.vensys.de](http://www.vensys.de)



*“The spirit of innovative development has been a permanent feature of VENSYS for almost three decades. Consistently optimized technology is the basis for high efficiency, operating safety and availability”.*

*Dipl.-Ing. Jürgen Rinck, CEO*

## CONTENT

**03 The Idea**

**04 Company History**

**06 Milestones**

**08 Our Services**

**10 The Company**

**12 Our Partners**

**14 Technology**

14 Five distinctive features

17 The generator

18 Permanent magnet technology

21 The blade pitch system

22 The full power converter system

24 The generator cooling

**26 The VENSYS Product Range**

**28 VENSYS 1.5 MW Platform**

**29 VENSYS 2.5–4.1 MW Platforms**

**31 Service**

**32 References**

**36 Contact**

Genius lies in simple things.

*J.W. v. Goethe*

# THE IDEA

## Brilliantly simple

### Fewer components, higher wind energy yield, reliable operation

VENSYS Energy AG with its head office in Neunkirchen, Germany, develops and manufactures gearless wind turbines, whose high-performance capability using a permanently magnet-excited multi-polar generator is the trademark of our company. Other distinctive features are the low-maintenance toothed-belt drive for the rotor blade adjustment, a simple generator cooling and the full power converter system which allows for a wide range of grid requirements to be met.

The special design of the turbines is based on a minimum number of high-quality and long-lasting components, with enhanced efficiency, low maintenance as well as the compact design and the advantages provided by the absence of any kind of wear ensuring higher yields.

### We deliver the complete range: from the tower base to the tip of the rotor blade

All the core components of VENSYS wind turbines are designed by our experienced engineers and manufactured in different production facilities of the VENSYS Group. While the **full power converter** and the special electrical **pitch system** are produced at Vensys Elektrotechnik in Diepholz, the **multi-polar generator** is assembled in Neunkirchen. Production of our **rotor blades** for different power classes is carried out by E-Blades, our subsidiary in Spain.

It is this interaction of perfectly-coordinated key components paired with our own **turbine control system** which guarantees reliable engine technology – made by VENSYS.



# COMPANY HISTORY

## Technological success through innovations

### **Decades of experience in permanent magnet technology**

As a spin-off of the University of Applied Sciences of the Saarland, VENSYS revolutionized the technology of generating electricity through wind energy, using a completely new concept. Right from the start, we focused on development of gearless wind turbines.

The establishment of VENSYS Elektrotechnik GmbH in 2008 enabled us to step up efforts to design and manufacture tailor-made converter and blade pitch systems. Our own rotor blade production facility in Spain – Eblades Technology, founded in 2016 – further enhances vertical integration with ever more core components produced by VENSYS.

### **A wellspring of state-of-the-art wind energy generation worldwide**

International licensees have been driving the expansion in the growth markets of the wind energy sector since 2002. VENSYS technology has thus stood the test of time – over and over again under different environmental conditions. The global expertise thus gained is harnessed to steadily improve design and optimize yields.

Proximity to research and development strength make VENSYS a popular partner when it comes to pilot projects, with a wooden tower from Timber-Tower, which was realized using a VENSYS 1.5 MW turbine, a prime example.



*VENSYS corporate head office in Neunkirchen/Germany.*



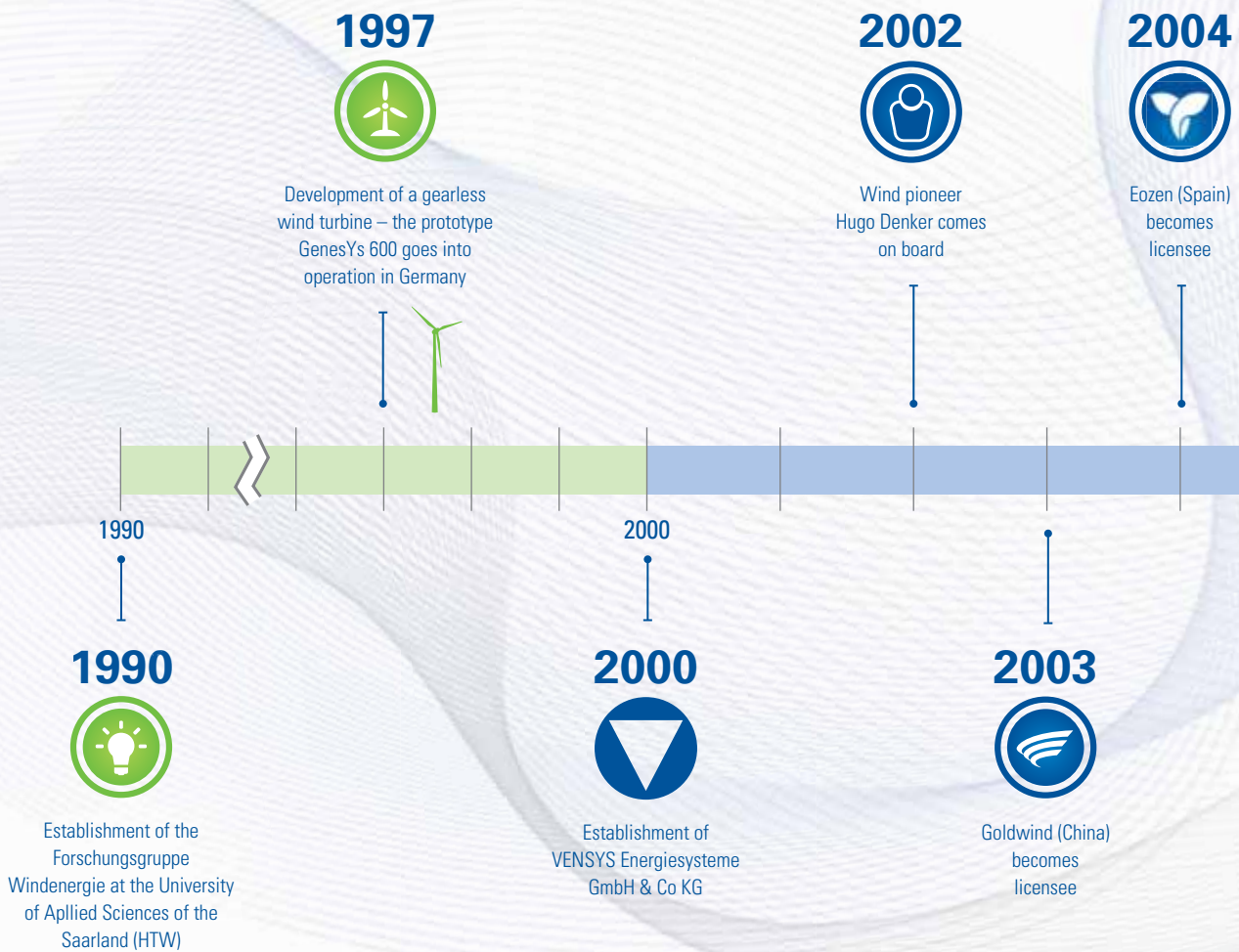
**Research, development,  
production ...**

*... everything under one roof, at the company head office in Neunkirchen/Germany.*

# MILESTONES

Since 1990

- RESEARCH GROUP**  
Idea and product development
- DEVELOPMENT**  
Marketing of products via licensees
- MANUFACTURER**  
Production and distribution of turbines



38 GW\*

19 GW\*

13 GW\*

5 GW\*

1 GW\*

2008



Establishment of VENSYS Elektrotechnik GmbH

Goldwind takes a stake in VENSYS Energy AG

2010



The VENSYS 2.5 MW platform goes into operation in Germany and China

2015




Prototype of the first VENSYS 3 MW platform is erected

2019



Prototype of the first VENSYS 136 is erected



2010 2020

2007



The first 1.5 MW turbines go into operation in Germany

Renaming into VENSYS Energy AG

2009



New VENSYS production facility in Neunkirchen (Germany)

2011



World market leader in gearless 1.5 MW turbines

2016



New production facility for manufacture of rotor blades in Granada (Spain)

New licensees: ReGen Powertech (India) and IMPSA Wind (Brazil)

\* Installed capacity worldwide featuring VENSYS technology

# OUR SERVICES

Development, production, optimization

## Products with the quality seal of German engineering

Our own engineering in our head office in Germany provides the interface between permanent development work and the quick transfer of its results into VENSYS products. The production in series follows the concept of craftsmanship. We value high-quality, durable parts, solid workmanship and elaborate quality management. Our production philosophy also gives us the flexibility for project-specific adaptations and short delivery times geared to the needs of our customers.

Wind turbines from our German production facilities are connected to the grid in Germany, Poland, France, the UK, Ireland, Spain, Cyprus, Egypt, the USA, Canada and Belarus. Additional markets are being developed.

## Added value through individual project management

Customer orientation is a pervasive feature of VENSYS wind energy projects – be it planning processes geared to individual requirements, tailor-made turbine configurations, or support extending over a project's complete operating life. We deliver product variants for every environment and facilitate project-specific adaptations to complex location requirements.

Individual project support is where our strength lies, ranging from the small wind park and supply solutions for companies all the way to the incorporation of local interests into Community Scales. The end of the process invariably sees technically sophisticated solutions in close cooperation with our know-how carriers and decision makers.



*Production of the VENSYS 2.5, 3.0 and 3.5 – 4.1 MW platforms at the company head office in Neunkirchen/ Germany.*



**Project management –  
Individual, worldwide.**

*Flexible manufacturing in small series –  
always close to the customer and new  
developments. Shown here is a VENSYS 77  
featuring a wooden tower from TimberTower.*

# THE VENSYS CORPORATE FAMILY

A strong alliance

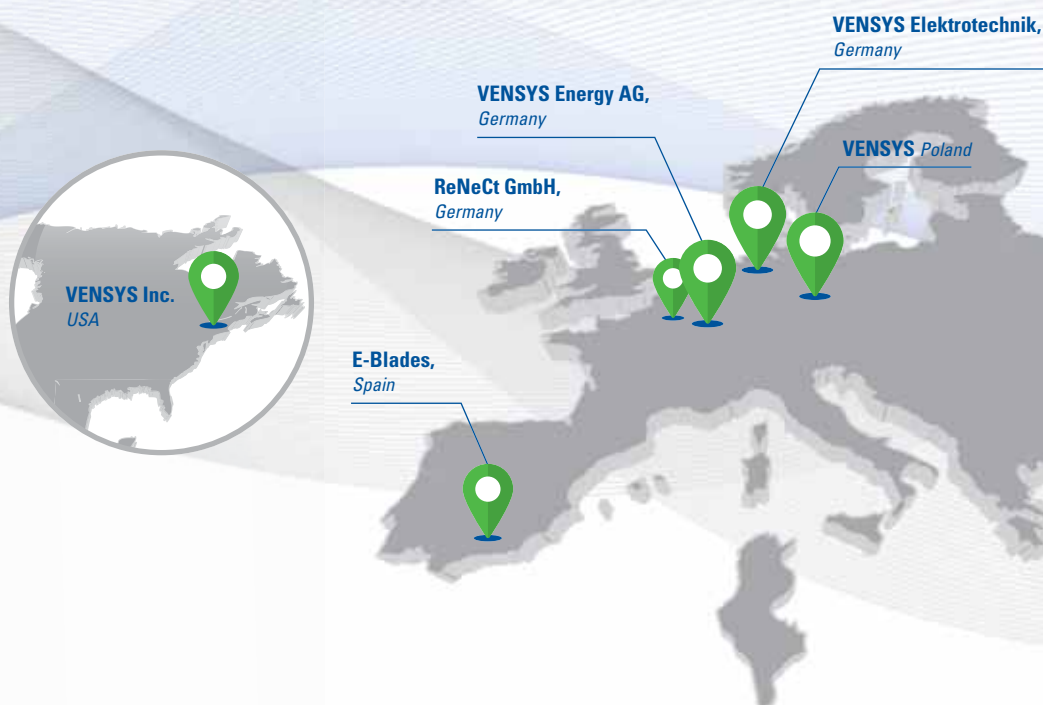
## Integrated solutions with a high level of added value

The companies in the VENSYS corporate family perfectly interact to provide all the expertise necessary to deliver integrated wind energy systems. Our subsidiaries complement our core portfolio for project-specific comprehensive solutions that feature a high level of functionality. The know-how of different specialists is pooled to provide fully-optimized wind turbines with flexible options.

Growing vertical integration means that VENSYS can further develop key turbine components in close cooperation with all parties involved, facilitating adaptations for individual turbines as part of a project management that is always geared to the customer's needs as well as groundbreaking hybrid solutions.

## Advantages extending over the complete supply chain

We constantly monitor our standards of high quality, reliable availability and high efficiency – over the complete supply chain and for the duration of a turbine's life cycle. Production in our own facilities makes sure we can deliver reliably and on time. The biggest advantage for our customers lies in the seamless interaction of all performance-related components, right from the appropriate planning process and the commissioning of turbines all the way down to our reliable service.





**VENSYS Energy AG (Germany)**

Company head office and interface of the VENSYS Group: research, development and production all incorporated in one location | **Established:** 2000



**VENSYS Elektrotechnik GmbH (Germany)**

Production of full power converters, pitch systems and all other electrical system components | **Established:** 2008



**EBLADES Technology S.L. (Spain)**

Production of rotor blades, adapted to the different VENSYS platform types | **Established:** 2016



**VENSYS Inc. (USA/North America)**

Distribution and service point for the USA and Canada; erection of and service for VENSYS wind turbines | **Established:** 2015



**VENSYS Energy AG (branch office Poland)**

Distribution and service point for Poland and Eastern Europe; erection of and service for VENSYS wind turbines | **Established:** 2015



**ReNeCt GmbH (Germany)**

Specialist in grid integration; supports the planning, analysis and certification of wind turbines and photovoltaic systems | **Established:** 2012

# OUR PARTNERS

## VENSYS licensees

### Technology “made in Germany” – used all over the world

Our most important licensees Goldwind and ReGen Powertech are global players in the world’s wind energy markets. As multipliers they manufacture VENSYS turbines for international demand. Goldwind, which boasts six production facilities in China, erects wind parks in Asia, the USA, South America, Australia and Africa. ReGen Powertech is developing a sustainable wind energy supply in India and Sri Lanka, using VENSYS turbines in the process.

VENSYS wind turbines are successfully connected to the grid in 25 countries on five continents, even under the severest climate conditions and in regions with poor infrastructure. Wherever they stand, our turbines are supported by regionally adapted service provisions and customer-oriented logistics.



*Proven time and time again – The 1.5 MW platform made by Goldwind in China, under licence from VENSYS.*

### Synergies of a strong partnership

Our successful licensing model combines the technological advantage of a German company led by engineers with worldwide production and global marketing.

As a center of excellence, VENSYS supplies innovative technology, know-how and comprehensive technical support for a global company network.

The capacities of our partners in industrial manufacturing and their potential when it comes to market penetration and logistics enhance our resources, enabling us to implement our own major projects even on a global scale.



*As of today, ReGen Powertech has erected more than 7.200 turbines – all of them featuring VENSYS technology.*



**Project management –  
individual, worldwide.**

*Shipping of tower segments for a  
wind park project with 10 VENSYS 82  
turbines in Rhode Island, USA.*

# TECHNOLOGY

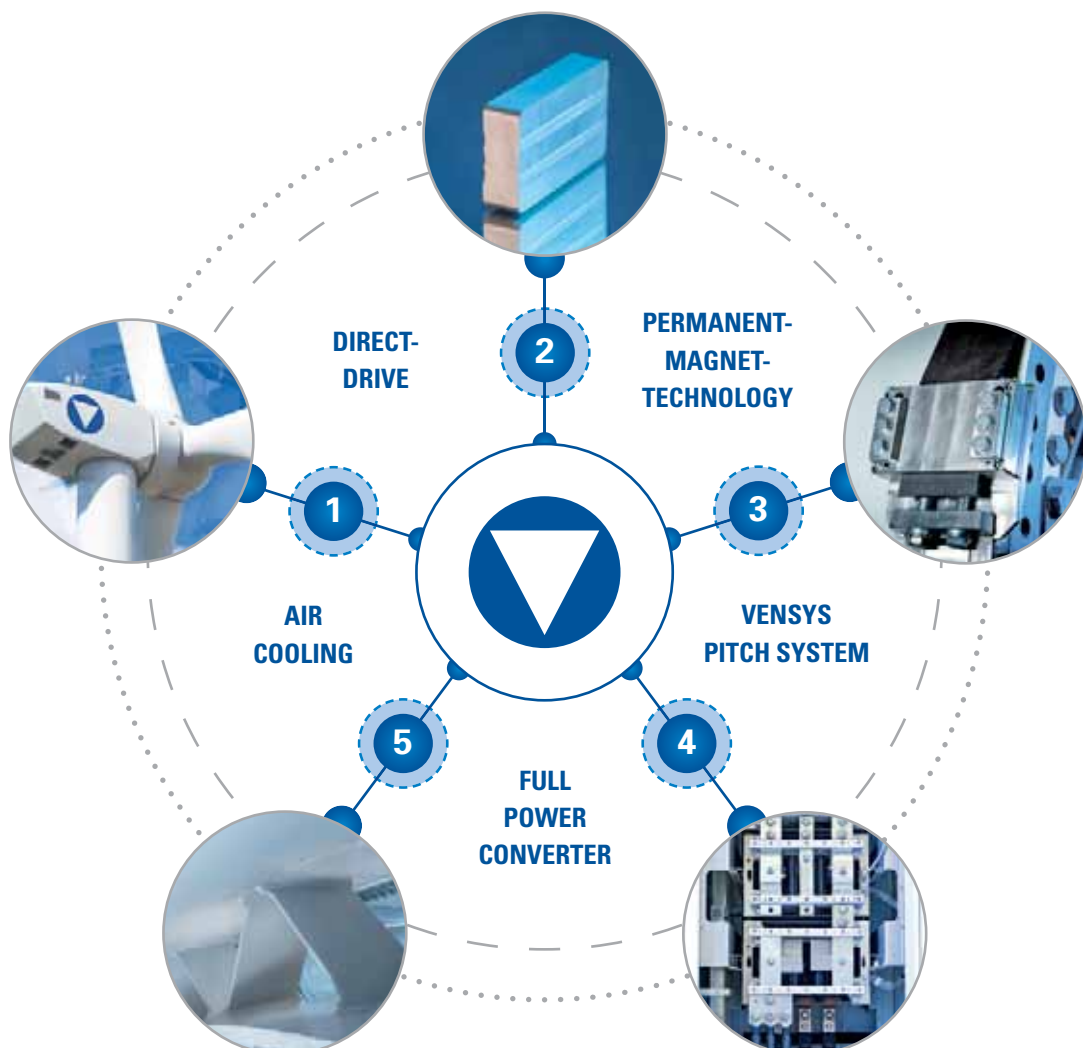
## Five key features

### Maximum yield

VENSYS technology is based on the idea of generating a maximum amount of energy while minimizing losses at the same time. Distinctly higher efficiency with increased yields and enhanced economy due to maximum availability are characteristic of this approach.

### Few low-maintenance components

VENSYS has simplified wind turbines in a revolutionary way. A small number of remaining parts have been consistently improved in terms of performance, service life and durability, resulting in extra quality in addition to savings in manufacturing, assembly and operation.





**Proven time and time again**

*What counts on the island of Cyprus is simple, high-quality technology with low maintenance requirements.*



## **Important and robust**

*View of the generator winding:  
It is perfectly suited to use in  
virtually all regions.*

# TECHNOLOGY



## The generator

### All the advantages of gearless machines

Wind turbines designed by VENSYS work without gear boxes that require a lot of maintenance and are prone to wear. They save on elaborate technology and do not require environmentally hazardous lubricants or consumables, making safe and economical operation going hand in hand.

VENSYS combines the advantages of gearless technology with the generator concept of a synchronous machine with permanent magnet excitation. The rotor speed is transferred directly to the multi-polar generator – without any excitation losses. The gearless technology design concept used by VENSYS thus leads to high wind yields and high returns.



*Direct drive technology without compromises. The power of the rotor is directly transferred to the generator – there is no need for gear boxes that are prone to wear.*

### High performance in spite of a low tower head mass

VENSYS turbines are equipped with a directly driven, permanently magnet-excited synchronous generator. The high-quality permanent magnets are fitted on the inside of the cover of the rotor, reducing heat losses in the generator and providing for simple and efficient cooling.

The shape of the external rotor supports a compact design, making the best possible use of the tower head volume. A maximum generator diameter can be achieved on a reduced surface – yet another aspect why VENSYS is synonymous with enhanced efficiency.

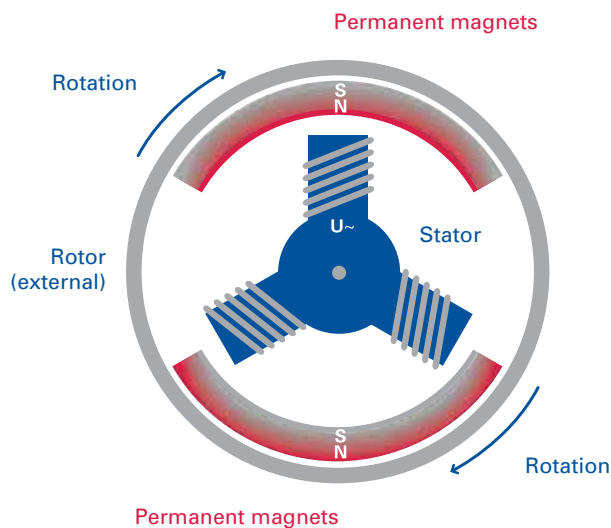


*Gearless VENSYS wind turbines are now produced on several continents – shown here is the ReGen facility in India.*

# TECHNOLOGY

2

## Permanent magnet technology



### **Simplified illustration of the working principle of a permanent magnet generator**

Permanent magnets fixed alternately to the (external) rotor rotate around a stator (shown here with three windings). All VENSYS wind turbines are designed according to this basic principle.

### **High efficiency = higher yield**

VENSYS utilizes permanent magnet technology known from electric drives in navigation and electric vehicles with a tailor-made turbine design concept for wind energy purposes.

The robust VENSYS generators bring together three decades' worth of know-how in independent research work on permanent magnet technology. The generators of the 2.5 – 4.1 MW platforms are performance-optimized enhancements with an even larger diameter and greater length yet lower speed.

### **No excitation losses = even higher yield**


Unlike electrical excitation, permanent magnet technology does not have the disadvantage of excitation losses. The savings in excitation power are thus fully available as additional energy yield in VENSYS wind turbines.

This leads to improved efficiency, in particular in the low or partial-load range. In addition, there is no need to transfer the excitation power by means of slip rings, which saves on complex turbine components and reduces production and operation costs.



### **Neodymium-iron-boron**

*This magnet in the VENSYS rotor saves excitation power and tower head mass.*



## **Blade pitch system**

*VENSYS components are durable and display a high level of workmanship – shown here is the blade adjustment system using a toothed-belt drive.*

# TECHNOLOGY

3

## The blade pitch system

### Low-wear and low-maintenance toothed-belt drive

One special technical feature of VENSYS wind turbines is the lubrication-free toothed belt for transmitting the force between the pitch drive and the rotor blade. Our extremely durable drive system thus prevents wear as a result of corrosion or pitting.

The pitch system works virtually maintenance-free. The toothed belt is also impervious to shock thanks to integrated special carbon fiber which can be easily exchanged if the need arises. The variable-speed rotor blade drive ensures very good incident flow even in the partial-load range.

### Increased safety and long-term cost advantages

Triple redundancy increases safety. Additionally, the drive of each rotor blade comes with an energy storage device (capacitor) to ensure that in the event of power failure the rotor blades can safely be driven into braking position. The long-life capacitors deliver the required power even in low temperatures.

Our patented toothed-belt drive for the blade pitch system has stood the test of time: for more than 20 years it has been used reliably in the most diverse locations: impervious to moisture, dirt and ever-changing temperatures as well as constant exposure in areas with strong and turbulent winds.



*The triple redundant VENSYS blade pitch system is operated via the low-wear and low-maintenance toothed-belt drive.*

# TECHNOLOGY

4

## The full power converter system

### High flexibility and adaptability

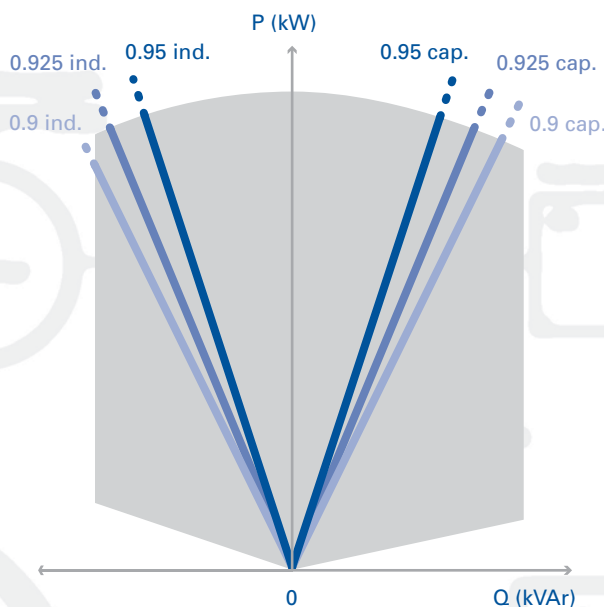
Feeding in short-circuit current, quick separation from the grid, and bridging short-term voltage drops and sudden voltage rises in the grid: All these are power plant properties that distinguish VENSYS converter systems, making them suitable for universal grid connections.

The total power produced is directed via the VENSYS converter, which makes it possible to decouple the generator effectively from the grid. Power network disturbances and voltage fluctuations thus do not affect the control behavior of VENSYS wind turbines. The converter can even support weak grids.

### Meeting all grid requirements


The converter technology designed by VENSYS is an all-in-one system which can be parameterized individually, which means that it adapts flexibly to the most diverse requirements and guidelines. The regulations of grid operators or direct marketers are complied with under the widest possible range of grid requirements. The converters have stood the test of time all over the world, even in grids with poor infrastructure.

The whole power electronics system, including the converter and the transformers, is housed in the tower base where it can be easily maintained and does not take up too much space.



### Active power and reactive power

Depending on the areas shown, reactive powers (Q) can be requested through external specifications (P) (qualitative presentation)



## **Converter technology**

*VENSYS converters cover a wide reactive power range and offer versatile parameterization.*

# TECHNOLOGY 5

## The generator cooling

### Air cooling: simple, clean, easy to maintain

The generator is one of the core elements in the nacelle of any wind turbine. Generating electricity always entails heat losses, causing the copper windings to heat up. To prevent damage to the generator, the heat must be dissipated. To do so, VENSYS relies on a simple and efficient air cooling method. The generators of the 1.5 MW platform are cooled using a passive, maintenance-free air circulation system without any moving parts.

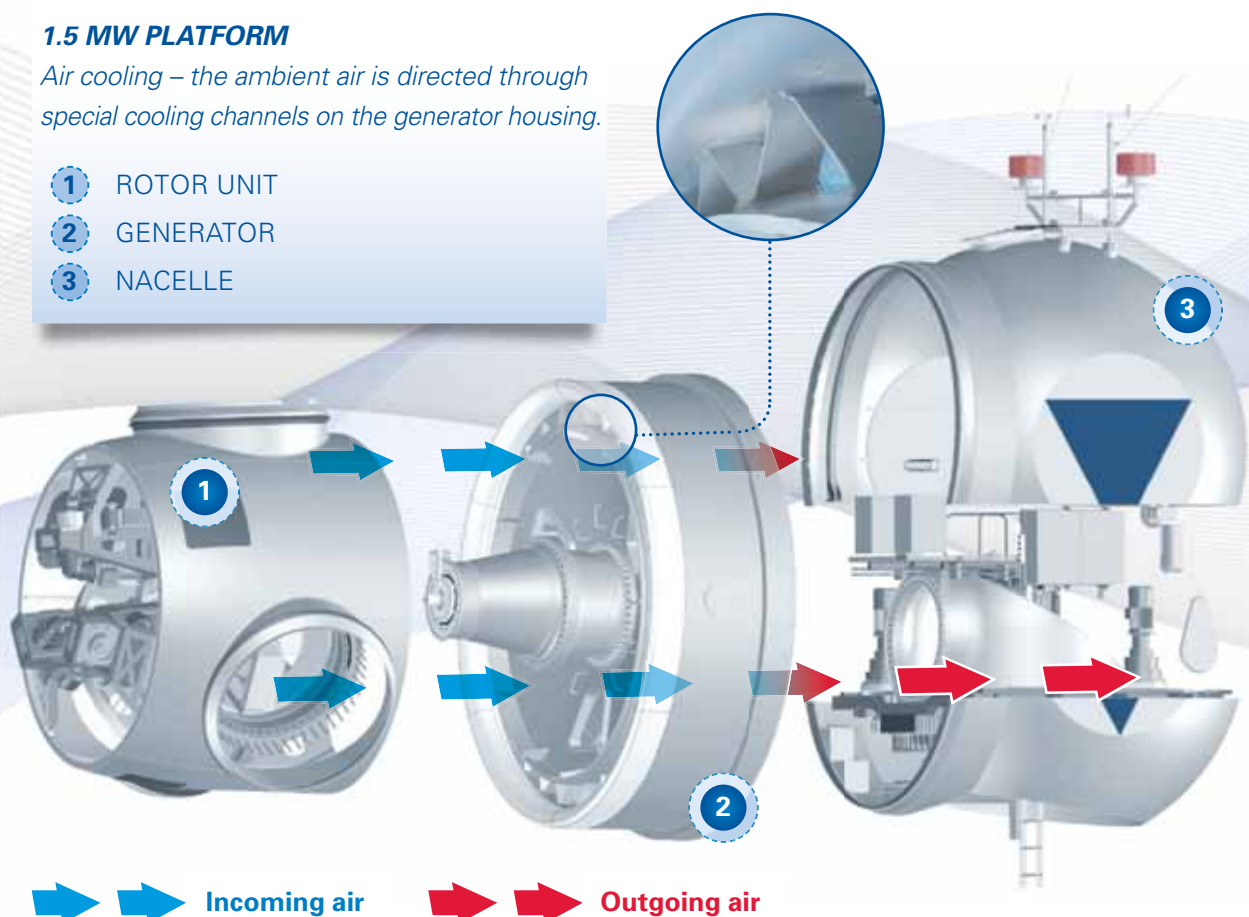
### Fully encapsulated and innovatively cooled

The cooling concept has been taken to an even more sophisticated level to suit the needs of the 2.5–4.1 MW turbines. The result: An active air cooling system fully encapsulated from the external environment featuring an air-to-air heat exchanger. In a closed circuit clean air flows through the stator winding and dissipates the heat where the highest temperatures occur. Full encapsulation protects the winding as well as the interior of the generator from outer influences such as salty and humid air, dust and dirt.

#### 1.5 MW PLATFORM

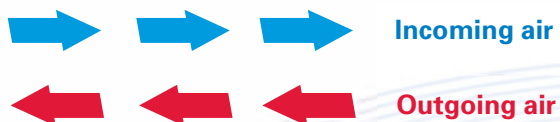
*Air cooling – the ambient air is directed through special cooling channels on the generator housing.*

- 1 ROTOR UNIT
- 2 GENERATOR
- 3 NACELLE



## Uncompromisingly eco-friendly

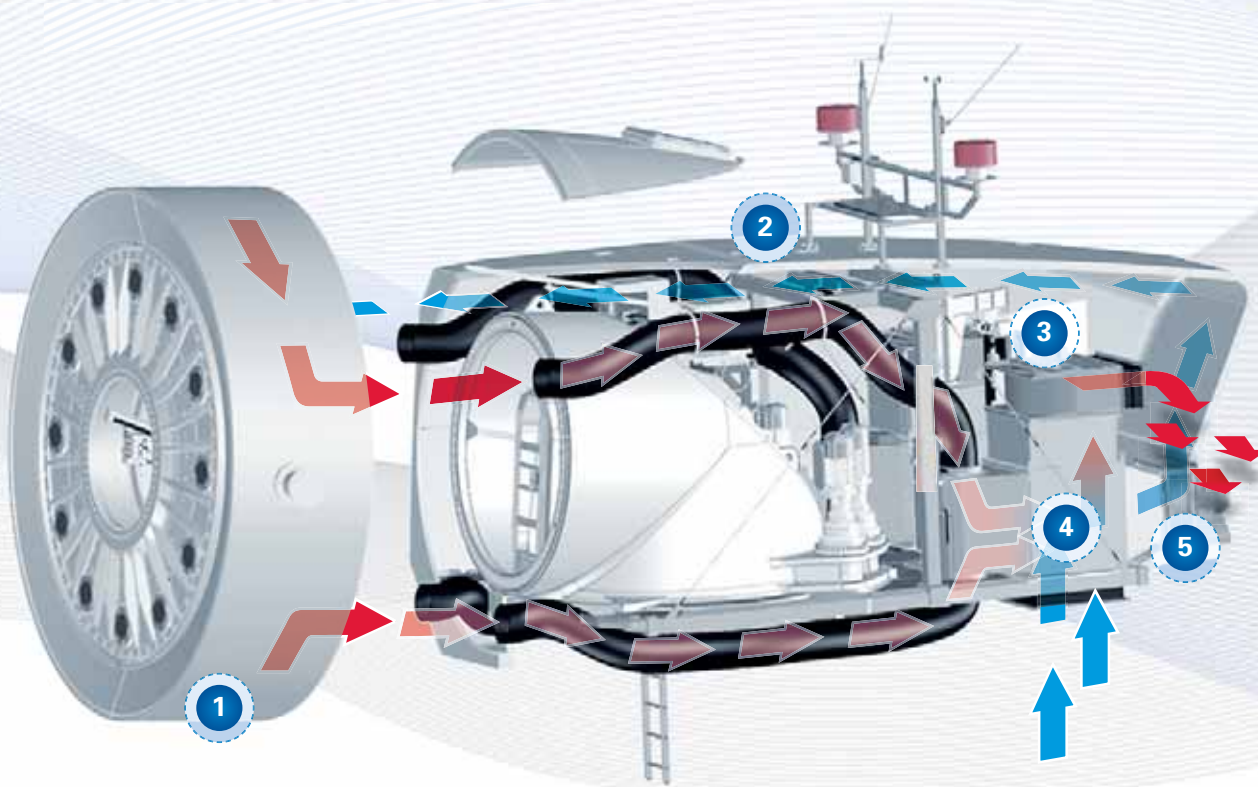
An equally robust and effective system which completely dispenses with additional working materials such as cooling liquids or oils. The frequency converter is also air-cooled, making VENSYS turbines suitable for ecologically sensitive locations.



### 2.5 / 3.0 / 3.5 – 4.1 MW PLATFORM

*Air cooling for the VENSYS 2.5 / 3.0 / 3.5 – 4.1 MW platform with two circuits.*

- 1 GENERATOR
- 2 NACELLE
- 3 MOTOR EXTERNAL COOLING CIRCUIT
- 4 HEAT EXCHANGER
- 5 MOTOR INTERNAL COOLING CIRCUIT



# THE VENSYS PRODUCT RANGE

A tailor-made solution for every requirement

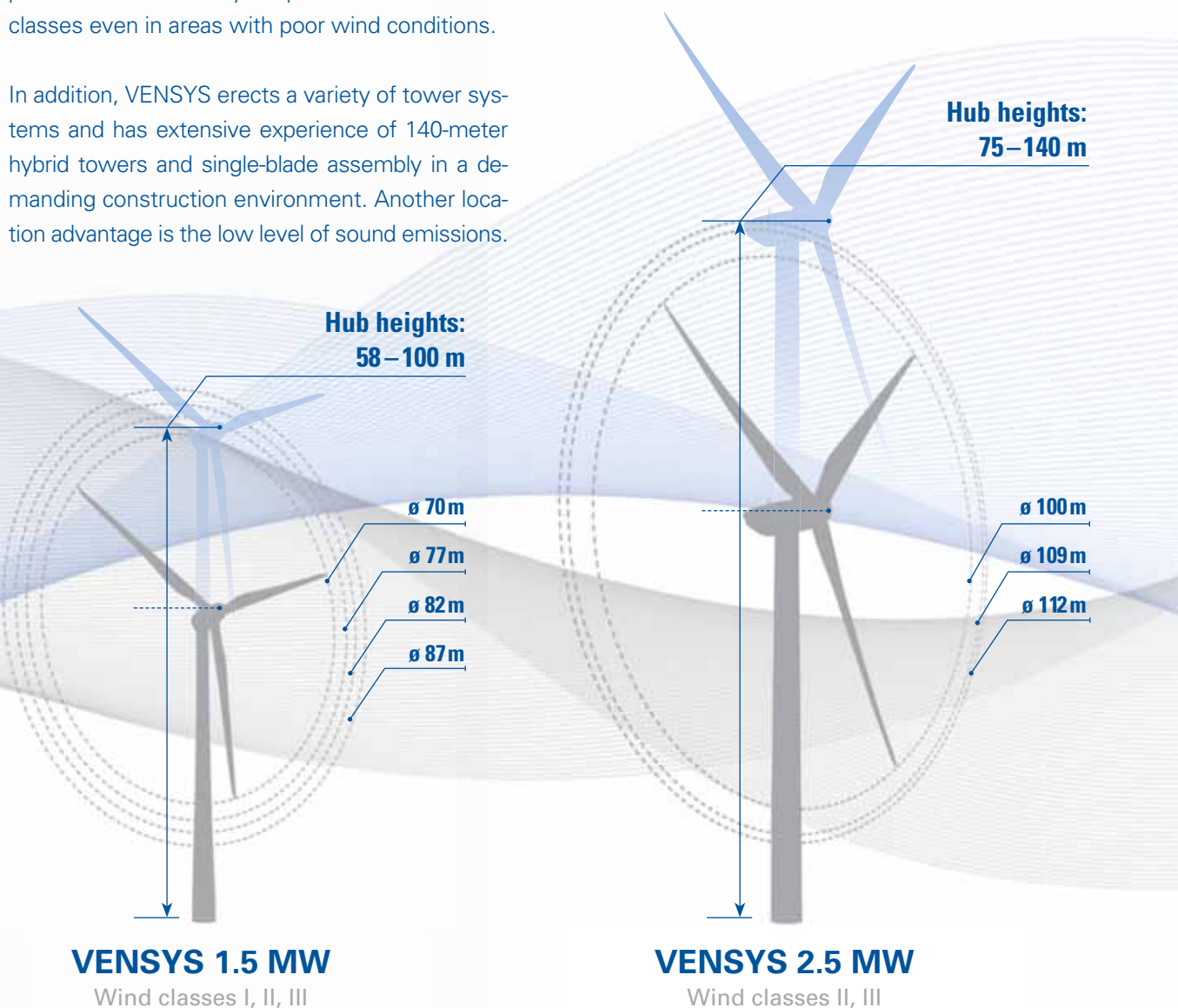
## High yields in every location

Two platforms featuring variable tower heights and rotor diameters as well as generators that come with different performance ratings provide for configurations that are always perfectly geared to the site-specific requirements, making the best possible use of wind yield potentials for all wind classes even in areas with poor wind conditions.

In addition, VENSYS erects a variety of tower systems and has extensive experience of 140-meter hybrid towers and single-blade assembly in a demanding construction environment. Another location advantage is the low level of sound emissions.

## Optimized to meet project requirements

Our robust turbines have stood the test of time all over the world, not only in extreme climates and where infrastructure is poor. The parameterizable VENSYS full power converters ensure safe operation under all grid conditions.



## Individually planned

Municipalities, industry and investors can rely on VENSYS as a service-orientated project partner, which includes individual adjustments and technical adaptations.

Hub heights:  
90–140 m

Hub heights:  
72–100 m

ø 120 m

ø 126 m

ø 136 m

ø 115 m

**VENSYS 3.x MW (3.0–3.8 MW)**


Wind classes II, III

**VENSYS 4.x MW (4.1 MW)**

Wind classes II, III

# VENSYS 1.5 MW PLATFORM

The successful one



## 1 PM generator

- High efficiency through permanent magnet technology
- No power loss through separate excitation; a particular advantage in the partial-load range
- Low-maintenance
- Low-voltage-ride-through technology
- **1.5 MW:** passive cooling – no power loss resulting from an active cooling system
- **2.5–4.1 MW:** closed generator cooling system (air-to-air heat exchanger)

## 2 Rotor blade adjustment drive with toothed belt


- Compact and efficient design
- No lubrication necessary
- Impervious to humidity and dirt
- Low-maintenance and durable
- Can be easily exchanged

## 3 Pitch drive

- Capacitors for emergency power supply
- Temperature-insensitive
- Long service life

# VENSYS 2.5 / 3.0 / 3.5 – 4.1 MW PLATFORM

The favorite for the multi-megawatt class



## 4 Integrated rotor bearing

- Grease-lubricated double-row tapered roller bearing
- Specifically light supporting structure
- Compact design, easy access to the rotor area

## 5 Air-to-air heat exchanger

- Simple and robust design of the cooling system – no additional cooling agents necessary

## Simply better technology

*The VENSYS 1.5 MW platform is the world's best-selling 1.5 MW turbine of our time. All around the globe with far more than 11.000 installations. Innovative and proven time and time again.*

*Despite a remarkable increase in performance, the VENSYS 2.5, 3.0 und 3.5 – 4.1 MW platforms remains a very compact design. Featuring rotor diameters of 100 to 136 meters, VENSYS wind turbines can be used in virtually all strong and weak wind zones.*



**The most diverse  
assembly techniques ...**

*... are used by VENSYS to meet the  
demands of a wide range of different  
locations.*

# SERVICE

## Our comprehensive care-free package

### From the planning stage to reliable operation

Customer-oriented project management aims at trouble-free operation right from the start. We offer our customers location-adapted wind energy converters as part of an all-inclusive package which contains delivery and erection plus comprehensive service with guaranteed availability. We master all assembly techniques, all tower variants as well as the whole range of sophisticated logistics.

All over the world, VENSYS service staff and partners ensure the professional set-up, grid connection and consistently profitable operation of our customers' turbines. The reliability that comes as a result of our construction principle and the low maintenance requirements of our product enable us to offer attractive service agreements: simple, transparent, customer-friendly and at a reasonable price – typically VENSYS.



*Our full maintenance agreement includes constant operational control, all inspections, preventive maintenance, repair work and a availability guarantee.*

### Reliability and availability – around the clock

Harvesting the wind at full capacity for many decades – that is what the VENSYS service concept is all about: permanent monitoring keeps a close eye on the operating states of the turbine and generates the data for systematic optimization. It allows us to actively intervene via a remote maintenance system to guarantee availability – any time and at any location in the world.

Operators can also keep up to speed on the operating state and productivity of their turbine – whenever they like and with a maximum of available data.

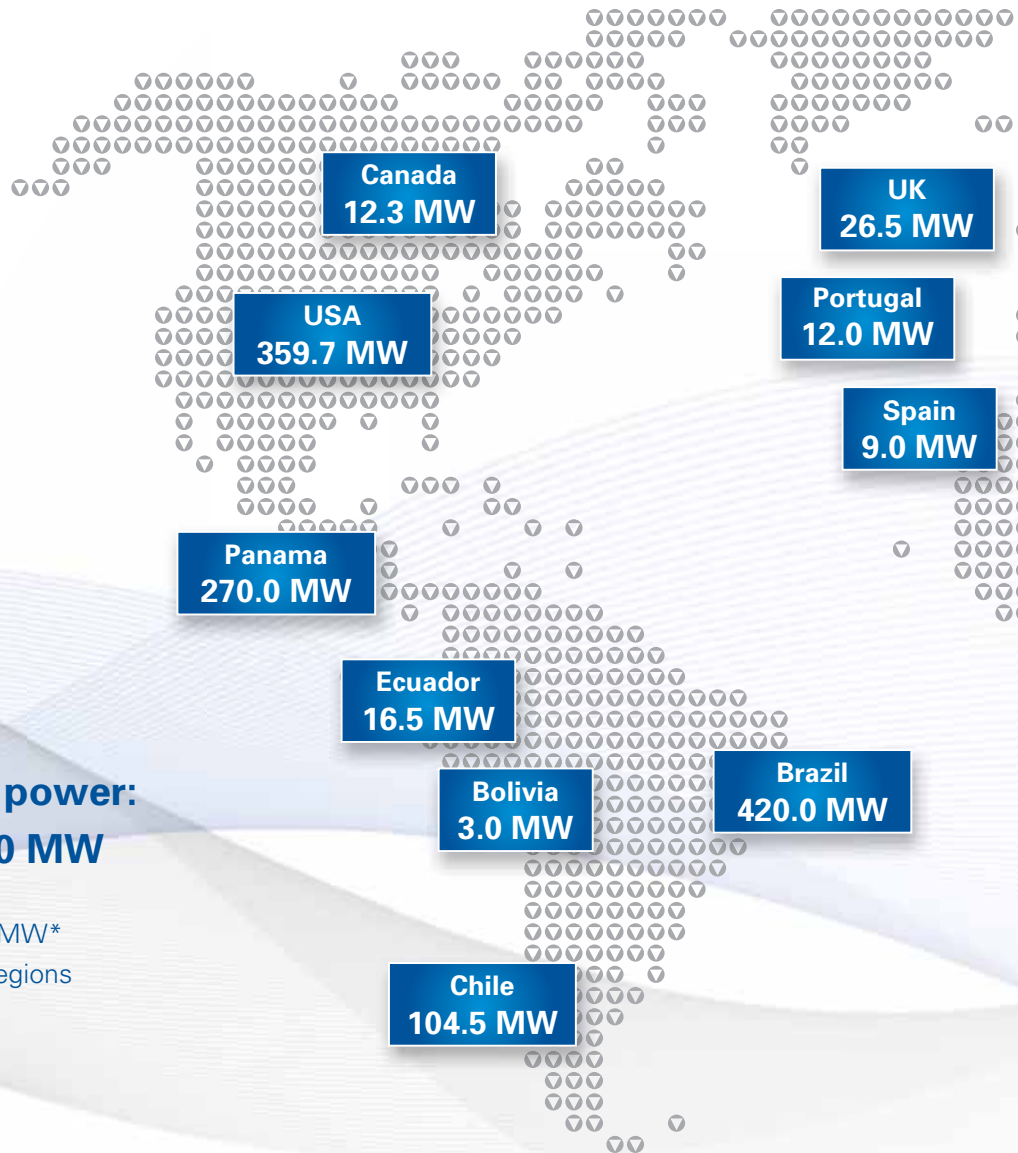
The service center is the competent place to turn to for all technical questions. Servicing is coordinated here, with cooperation partners worldwide carrying out maintenance work on site if the need arises.



*Our competence center in Neunkirchen is the place where we train and qualify our staff and partners, making sure that service and technical support are always of the highest quality.*

# VENSYS TECHNOLOGY

Worldwide



**Overall installed power:  
more than 38,000 MW**

VENSYS wind turbines in MW\*  
according to countries or regions

\*Last updated: 08/2019



Egypt



Brazil



China



Germany



India



Cyprus



2009 Mongolia



2012 Egypt, Safaran



2014 UK, Quarrendon



2011 Cyprus, Alexigros



2011 Brazil



2011 India



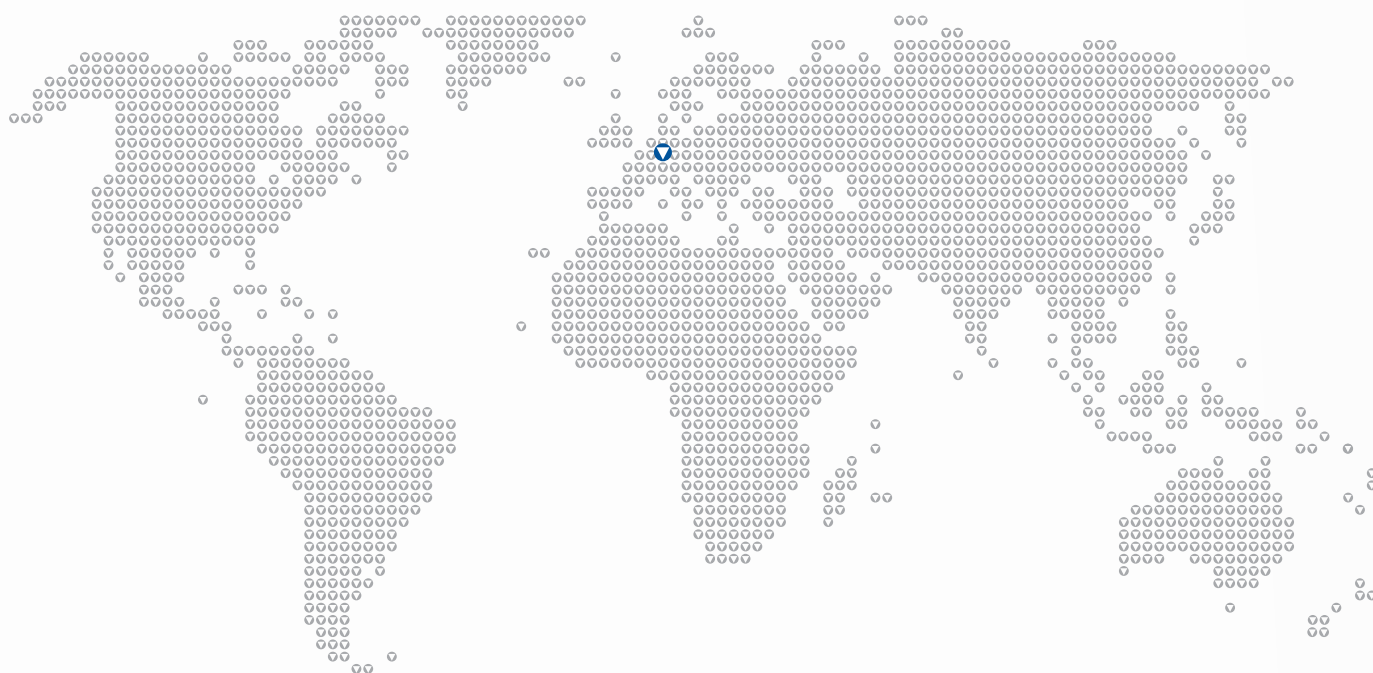
2013 Germany, Titting, Bavaria



2014 Germany, Losheim, Saarland



2011 China



## VENSYS Energy AG

Im Langental 6  
66539 Neunkirchen  
Germany  
T +49 6821 9517-0  
F +49 6821 9517-411  
[vertrieb@vensys.de](mailto:vertrieb@vensys.de)  
[www.vensys.de](http://www.vensys.de)